

Technical Specification

Fiber Optic Splice Closure

JB-GC02-BC6

Customer Approval			
	Name	Signature	Date
Approved by			

Contents

1. General	2
1.1 Description	2
1.2 Standards Comply	2
1.3 Applications Environment	2
2. Characteristics	3
3. Specifications	3
4. Product Picture	4
5. Configuration	4
5.1 Optical splice trays	4
5.2 Standard Accessories	6
5.3 Optional Accessories	8
6. Package	9

1. General

1.1 Description

Fiber optic splice closure is mainly applicable to the straight-through and branching of aerial cables, buried cables and duct cables, as well as the protection on cable joints.

Production type	Classification
JB-GC02-BC6	Fiber optic splice closure (dome type)



Appearance of JB-GC02-BC6

1.2 Standards Comply

ITU L.13	Performance requirements for passive optical nodes: Sealed closures for outdoor environments
----------	--

1.3 Applications Environment

Item	Value
Operation temperature	-40 °C ~ +65 °C
Installation temperature	-15 °C ~ +40 °C
Storage temperature	-45 °C ~ +75 °C

2. Characteristics

1. Dome mechanical sealing with advanced internal structure design.
2. High performance plastic, suitable for outdoor use, good weather resistant and UV resistance.
3. Efficiently structure installation design save time when assembling.
4. Easy for re-enter, easy for maintaining.
5. with oval input port, pass through route with branch is compatible.
6. IP rate: IP68
7. Pole-mounted, aerial-mounted, wall-mounted, hand hole-mounted are appropriate.

3. Specifications

Item	Specifications	Note
Material of housing	High-strength PP+GF	
Material of internal components	High-strength ABS	
Material of metal accessory	High-quality stainless steel	
External dimension(mm)	488* ϕ 293	
Color	Black	
Number of ports	1 oval port 6 round ports	
Fiber cable diameter of oval port (mm)	12-30 mm	
Fiber cable dimension of round port (mm)	12-30 mm	
Sealing type	Heat shrink sealing	
IP grade	IP68	
Splicing capacity(Max)	12x28=336	Splice tray type and quantity can be optional as customer's request



4. Product Picture














JB-GC02-BC6 product picture

5. Configuration




5.1 Optical splice trays

No	Model	Pic	Capacity	Note
1	T022A		12F(2 layer)	
2	T022C		1PLC splitters	





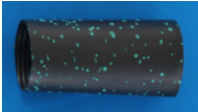






3	T022D		2PLC splitters	
4	T022E		6F(2 layer) 1PLC splitters	
5	T023A		4F(1 layer)	
6	T026C		6F(1 layer)	
7	T027A		12F(1 layer)	
8	T028A		9F(1 layer) 1PLC splitters	
9	T029A		12F(2 layer) 1PLC splitters	



10	T029B		6F(2 layer) 3PLC splitters	
11	T029C		10F(2 layer) 1PLC splitters	
12	T029D		12F(2 layer)	
13	T029E		2PLC splitters	

5.2 Standard Accessories







No.	Name	Reference picture	Quantity	Remark
1	Heat-shrinkable protection sleeve		1 bag	L=45mm
2	Nylon cable tie		16 pcs	L=120mm
3	Branch clip		1 rolls	Black










JB-GC02-BC6 Technical Specification

4	Installation tape		1 roll	black
5	Buffer tube for bunchy fiber		n pcs	Each piece: OD=4.5mm, L=50cm QTY: n=trays number
6	Sand paper		1 pc	2.5cm*27cm
7	Aluminum foil		1 pc	10cm*25cm
8	Heat shrink tube(Oval port)		1 pc	Φ75x150mm
9	Heat shrink tube(Round port)		6 pc	Φ40x150mm
10	Installation manual		1pc	English
11	Desiccant		1 bag	5g/bag
12	Hose hoops		2pcs	
13	Teflon tape		1pc	
14	Elliptical hole cable fastener		1pc	

15	More fiber bag		1pc	big
16	More fiber bag		1pc	small

5.3 Optional Accessories

No.	Name	Model	Reference picture	Quantity	Remark
1	Pressure testing valve			1pc	
2	Earthing deriving device			1pc	
3	Aerial-mounting kit	JK05		1 set	
4	Pole-mounting kit	BZ07		1 set	
5	Wall-mounting kit	GB06		1 set	
6	Elliptical hole plug	BC6-001-M2-2 2mm		1 set	Maximum diameter of cable Ø 22mm

7	Elliptical hole plug	BC6-001-M2-20mm		1 set	Maximum diameter of cable Ø 20mm
8	Elliptical hole plug	BC6-001-M2-9mm		1 set	Maximum diameter of cable Ø 9mm
9	Elliptical hole plug	BC6-002-M8-6mm		1 set	Maximum diameter of cable Ø 6mm
10	Elliptical hole plug	BC6-002-M6-8mm		1 set	Maximum diameter of cable Ø 8mm
11	Elliptical hole plug	BC6-002-M4-9mm		1 set	Maximum diameter of cable Ø 9mm
12	Elliptical hole plug	BC6-002-M1-16mm		1 set	Maximum diameter of cable Ø 16mm
13	Elliptical hole plug	BC6-002-M2-11mm		1 set	Maximum diameter of cable Ø 11mm
14	Elliptical hole plug	BC6-002-M12-2.5mm		1 set	Maximum diameter of cable Ø 2.5mm
15	Elliptical hole plug	BC6-002-M12-3.2mm		1 set	Maximum diameter of cable Ø 3.2mm

16	Elliptical hole plug	BC6-002-M8-2x 3mm		1 set	Maximum diameter of cable 2x3mm
17	Elliptical hole plug	BC6-003-M8-3 mm		1 set	Maximum diameter of cable Ø 3mm

6. Package

Standard Double corrugated carton, 650*330*660 mm, 2 in carton, about 12Kg